

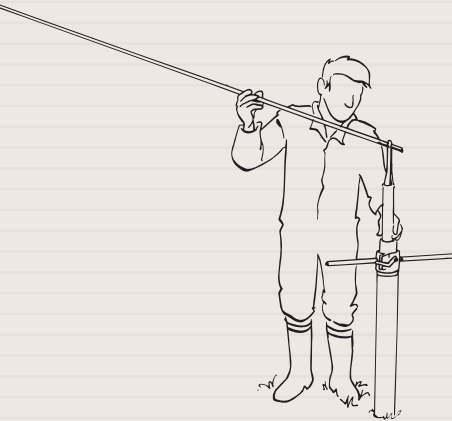


You will return to the contents of P1 SOIL by clicking the pictogram

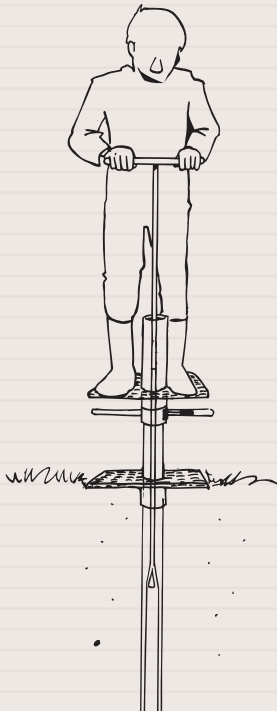
HAND-OPERATED BAILER BORING EQUIPMENT

P1.02

In less-cohesive soils, below the groundwater level, a bailer and synthetic casing tubes can be used.



For ergonomic reasons a casing tube platform is used.



BENEFITS

01.12.SA Hand operated bailer boring set

- Perfect kit for all not too stony soils
- Works above and below water level
- For well installation as well as samplings
- Extremely durable, sturdy light weight casings
- Bailing-platform allows pushing casings down
- Special bailers allow bailing stony sand layers
- Non-contaminating components

For drilling into the ground and taking soil samples, both above and below the groundwater level, you can use the carefully thought-out hand-operated bailer boring auger set.

The set consists of separate smaller units, this considerably increases the mobility in areas where access is difficult. There are no parts in the set that contain oil or petrol, so they are also suitable for use in nature reserves or water catchment areas.

01.12.SA Hand-operated bailer boring auger set for heterogeneous soils

The standard bailer boring auger set is suitable for augerings to a depth of about 7 meter. The set is very suitable for - in addition to exploratory soil augering and sampling - inserting monitoring well pipes for groundwater level measurements and for sampling. This compact set can be carried easily in a station car and is easy to use in the field. It can be used by one person.

The set contents include: various types of soil augers to reach the groundwater level, augers for the extraction of less-disturbed soil samples, extension rods, synthetic casing tubes with steel screw thread sockets, tube clamps with adjustable quick fastener for driving in and withdrawing the casing tubes, bailers with steel and synthetic valves, casing tube platforms for more ergonomic working, spare parts and various accessories. The set is delivered in two aluminium transport cases.

The bailer, an essential part of the set, is a stainless steel tube with a stainless steel or synthetic valve on the lower part. By moving the bailer rapidly up and down loose material will collect in the bailer.



Hand-operated bailer boring auger set

HAND-OPERATED BAILER BORING EQUIPMENT

You will return to this page by clicking the pictogram



P1.02

In principle, this takes place below the tube where space is available. This allows the casing tubes to be pushed deeper into the ground. When turning in the casing tubes, the casing shoe with the slotted notches protects the lower tube and simplifies the turning in of the casing tubes. In order to protect the top tube a steel casing head is provided. For the protection of the screw thread during transport special thread protectors are supplied.

The casing tube platforms are used in combination with the tube clamp. Bailing and driving in the casing tubes can be done in a more ergonomical way.

Advantages

- ❑ A very complete set. The right type of auger is always to hand, even when the soil profile is completely unknown.
- ❑ The complete set enables you to reach the required depth more quickly, and the chance that you will reach the required depth is considerably greater.

- ❑ Facilities for precise sampling.
- ❑ For non-cohesive soils below the groundwater level (e.g. sand) the set includes a casing for the support of the borehole.
- ❑ Impact-resistant synthetic casing tubes made of so called ABS.
- ❑ The casing tubes fitted with steel screw thread sockets with left hand, coarse, round, inside screw thread closes in 2 1/4 turns. An O-ring on the screw thread socket seals it for fine sand.
- ❑ For pre-drilling, when placing casing tubes, large diameter (10 cm) soil augers are included.
- ❑ Through-the-casing drilling is possible with a smaller diameter (7 cm) auger; e.g. for drilling through a layer of clay or loam.
- ❑ For sampling soil layers below the groundwater level a piston sampler (sand) and a gouge auger are included in the set.
- ❑ Limited investment.

Limitation: the set is not usable in hard soils with a high content of stones or gravel.

When in operation the bailer creates a void below the casing tube, that allows the casing tube to be driven further into the ground.



The hinged connection makes the bailer easy to empty.



Edelman and Riverside augers, stony soil augers, spiral auger and stone catcher



Casing tubes and accessories Ø 90 mm



Casing tube with tube clamp



www.eijkelkamp.com



You will return to this page by clicking the pictogram

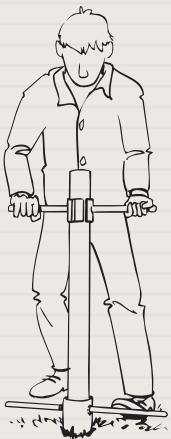
HAND-OPERATED BAILER BORING EQUIPMENT

P1.02

When in operation the bailer creates space below the casing tube, allowing the tubes to be driven further into the soil.



Using the casing tube clamps the casing tubes can be unscrewed and taken apart.



BENEFITS Casing tubes and accessories

- Extremely sturdy ABS plastic casing body
- Steel ends for professional durability
- Smooth at the in and the outside
- Super rapid coupling by special threading

Casing tubes and accessories

For soil drilling and sampling under the ground-water level or in non-cohesive soils casing tubes are used to avoid collapsing of the borehole.

Casing tubes are also used when placing monitoring wells or groundwater sampling tubes, or when drilling wells.

In the program of Eijkelpamp Agrisearch Equipment various casing tubes have been included. The casing tubes have been fitted standard with left hand screw thread. Drilling is usually a clockwise action, the casing tube threading must therefore be anti-clockwise as otherwise the auger would loosen the casing tubes as soon as it gets stuck, which would then cause the loss of the casing tube or the casing shoe.

The casing shoes are provided in two designs: one with slotted notches in particular for use in clay and with welded notches for other types of soil.

The casing shoe with welded notches cuts an over-size hole causing less shaft friction on the tube.

If worn new notches can be welded on.

25.09 Synthetic casing tubes and accessories, diameter 90 mm

All synthetic casing tubes have been manufactured of impact-resistant plastic (so called ABS) and have been fitted with steel screw thread sockets. The length is 1 m. They have been fitted with left hand, coarse, round, inside screw thread. The screw thread closes in 2 1/4 turns. An O-ring on the screw thread socket seals it for fine sand. In order to protect the screw thread during transport special thread protectors are available. When turning in the casing tubes, the casing shoe with the slotted notches protects the lower tube and simplifies the turning in of the casing tubes. In order to protect the top tube a steel casing head can be provided. Casing tube clamps with adjustable quick fastener are available for turning-in and extracting the casing tubes.



Casing tubes and accessories diameter 90 mm

HAND-OPERATED BAILER BORING EQUIPMENT



You will return to this page by clicking the pictogram

25.12 Synthetic casing tubes and accessories, diameter 125 mm

The casing tubes with a 125 mm diameter and a length of 1 meter are supplied with steel lifting caps. These casing tubes too have left hand, coarse, round, screw thread and closes in 2 1/2 turn.

For this diameter casing tubes various accessories are available too, such as synthetic thread protectors, steel casing heads, and a lifting cap used to extract the casing tubes in combination with a tripod. The casing shoe (length 10 cm) with a diameter of 125 mm is fitted with welded notches. The steel casing tube clamps have been fitted with a closure using a threaded spindle.


25.16 Synthetic casing tubes and accessories, diameter 160 mm

The casing tubes with a 160 mm diameter and a length of 1 meter are supplied with similar accessories. The tube clamp comes as an extra heavy design with two swiveling arms for shaking and 2 bars for clamping.

On request tubes with other diameters and accessories can be delivered.

P1.02

Using a heavy design casing tube clamp the casing tubes are turned into the soil.



Casing tubes available in three diameters (90, 125 and 160 mm)



PARTS LIST

Art.no.	Description	Qty. in set	Art.no.	Description	Qty. in set
P1.02	Hand-operated bailer boring equipment				
	Hand operated bailer boring equipment is supplied as one carefully thought-out standard set. The set includes a casing tube set of 90 mm. Other casing tubes sets can be supplied for customer made bailer boring auger sets		**25.09.31.51	and an o-ring seals it for fine sand, weight 4.1 kg Thread protector, synthetic (ABS), for casing tube 90 mm, for left hand, coarse, round inside screw thread	7
			**25.09.31.52	Thread protector, synthetic (ABS), for casing tube 90 mm, for left hand, coarse, round outside screw thread	7
			**25.09.31.54	Casing shoe, steel, for casing tube 90 mm, with left hand, coarse round screw thread, length 10 cm, with notches	1
01.12.SA	Hand-operated bailer boring auger set for heterogeneous soils, standard set for augering to a depth of 7 m. With unpainted augers for environmental research		**25.09.31.56	Casing head, steel, for casing tube 90 mm, with left hand, coarse, round inside screw thread	1
**01.10.17.B	Handle, normal, 60 cm, with all synthetic, detachable grip (incl. coupling sleeve), bay.	1	**01.12.09	Casing tube platform, for 2casing tubes Ø 90 mm, to be used on the casing tube clamp or on the ground level, to stabilise the casing tube	2
**01.10.18.B	Handle, long, 100 cm, with all synthetic, detachable grip (incl. coupling sleeve), bay.	1	**01.12.20	Casing tube clamp, Ø 90 mm, with adjustable quick fastener	2
**01.02.01.07.B	Edelman auger, bottom part, clay type, bay., Ø 7 cm	1	**01.12.07.01.B	Bailer, Ø 63 mm, stainless steel, with bailer shoe (stainless steel valve), operational length 75 cm, bayonet	1
**01.02.01.10.B	Edelman auger, bottom part, clay type, bay., Ø 10 cm	1	**01.12.0.702	Bailer shoe with steel valve, Ø 63 mm	1
**01.02.02.07.B	Edelman auger, bottom part, comb.type, bay., Ø 7 cm	1	**01.12.07.03	Bailer shoe with synthetic valve, Ø 63 mm	1
**01.02.02.10.B	Edelman auger, bottom part, comb.type, bay., Ø 10 cm	1	**01.12.07.05.B	Bailer, Ø 63 mm, stainless steel, with bailer shoe (synthetic valve), operational length 75 cm, bayonet	1
**01.02.03.07.B	Edelman auger, bottom part, sand type, bay., Ø 7 cm	1	**01.12.17.05.B	Bailer, Ø 50 mm, stainless steel, with bailer shoe (synthetic valve), operational length 75 cm, bayonet	1
**01.02.03.10.B	Edelman auger, bottom part, sand type, bay., Ø 10 cm	1	**01.10.09B	Coupling sleeve	2
**01.02.04.07.B	Edelman auger, bottom part, coarse sand type, bay., Ø 7 cm	1	**11.01.01.17	Sounding device, Ø 17 mm, with eye	1
**01.02.04.10.B	Edelman auger, bottom part, coarse sand type, bay., Ø 10 cm	1	**11.01.02.02	Measuring tape, glass fibre, with hook for sounding device, length 5 m	1
**01.04.00.07.B	Riverside auger, bottom part, bay., Ø 7 cm	1	**01.11.04	Field data registration set	1
**01.04.00.10.B	Riverside auger, bottom part, bay., Ø 10 cm	1	**01.11.03	Work gloves, pair, oil- and grease resistant, sturdy, with short sleeve	1
**01.06.00.07.B	Auger for stony soil, bottom part, bay., Ø 7 cm	1	**01.11.01	Maintenance kit (brush, oilpad, vaseline)	1
**01.06.00.10.B	Auger for stony soil, bottom part, bay., Ø 10 cm	1	**01.12.22	Funnel for filter sand, pvc, for use with casing tube Ø 90 mm, funnel opening 125 mm	1
**01.08.00.04.B	Spiral auger, bottom part, bay., Ø 4 cm	1	**01.12.23	Casing tube cleaner, Ø 90 mm	1
**01.09.01.B	Piston sampler (incl. transport tube), bottom part, operational length 75 cm, bay.	1	**01.15.01	Utility probe with cone Ø 19 mm, fibre glass, length 105 cm, Ø shaft 12.5 mm. For safely checking the substratum for cables, tubes and pipes	1
**01.09.00.02	Ropes (2), stretch-proof, with noose, length 5 m. Polyester covering, strong stretch-proof core material for accurate operation of pistons in core samplers. Complete with one carabine hook	1	**01.12.08	Aluminium transport case, dim. 112x39x32 cm (outside)	2
**01.12.14.07.B	Stone catcher, bottom part, bay., Ø 7 cm	1	**01.11.02.01	Padlock	2
**04.02.01.30.B	Gouge auger, bottom part, op. length 50 cm, bay., Ø 30 mm	1		Optional bailers to be used with 01.12.SA auger set:	
**04.05.01.20	Bent spatula, breadth 20 mm	1	01.12.07.01.C	Bailer, Ø 63 mm, stainless steel, with bailer shoe (stainless steel valve), operational length 75 cm, conical screw thread	
**01.10.07.B	Extension rod, 100 cm (incl. coupling sleeve) bay.	6			
**01.10.08	Push-/pull handle, Ø 22.2 mm	1			
**25.09.31.10	Casing tube, synthetic (ABS) with steel screw thread sockets, Ø 90x76 mm, length 1 m, left hand, coarse round screw thread. Screw thread closes in 2.25 turns	7			



Art.no.	Description	Qty. in set	Art.no.	Description	Qty. in set
01.12.07.05.C	Bailer, Ø 63 mm, stainless steel, with bailer shoe (synthetic valve), operational length 75 cm, conical screw thread		25.09.31.56	with notches Casing head, steel, for casing tube 90 mm, with left hand, coarse, round inside screw thread	
01.12.17.05.B	Bailer, Ø 50 mm, stainless steel, with bailer shoe (synthetic valve), operational length 75 cm, bayonet		25.09.31.57	Lifting cap, steel, for casing tube 90 mm, with left hand, coarse, round inside screw thread, incl. swivel eye	
01.12.17.06	Bailer shoe with synthetic valve, Ø 50 mm		25.09.00.53	Sealing ring, polyurethane, for casing tube Ø 90 mm	
	Accessories to extract casing tubes from the soil (two options): Lifting jack with lever and tripod with winch		01.12.20	Casing tube clamp, Ø 90 mm, with adjustable quick fastener	
05.07.03	Steel lifting jack		25.12	Synthetic casing tubes and accessories, Ø 125 mm:	
05.07.14	Lever with chain, length 100 cm		25.12.31.10	Casing tube, synthetic (ABS) with steel screw thread sockets, Ø 125x108 mm, length 1 m, left hand, coarse round screw thread. Screw thread closes in 2.25 turns and an o-ring seals it for fine sand, weight 6.7 kg	
02.01.01	Aluminium tripod, each leg in 3 parts, incl. pulley, bearing capacity 6.5 kN (650 kgf)		25.12.31.51	Thread protector, synthetic (ABS), for casing tube 125 mm, for left hand, coarse, round inside screw thread	
02.02.06	Hand-operated winch for tripod (02.01.01), equipped with a load-brake of max. 5 kN (500 kgf), excl. cable, weight 15 kg		25.12.31.52	Thread protector, synthetic (ABS), for casing tube 125 mm, for left hand, coarse, round outside screw thread	
02.02.99.01	Synthetic cable, Ø 8 mm x 15 m, incl. fasteners		25.12.31.54	Casing shoe, steel, for casing tube 125 mm, with left hand, coarse round screw thread, length 10 cm, with notches	
	Accessories for undisturbed soil sampling with 01.12.SA auger set:		25.12.31.56	Casing head, steel, for casing tube 125 mm, with left hand, coarse, round inside screw thread	
04.14	Van der Horst core sampler. Standard set for sampling to a depth of 7 m.		25.12.31.57	Lifting cap, steel, for casing tube 125 mm, with left hand, coarse, round inside screw thread, incl. swivel eye	
	Accessories for transport of 01.12.SA auger set in the field:		25.12.00.53	Sealing ring, polyurethane, for casing tube Ø 125 mm	
99.14	Fieldcart, aluminium, collapsible, package measurements 120x56 cm, collapsed dimensions 107x27x58 cm, max. loading weight 150 kg, weight 15 kg		02.04.09	Casing tube clamp, steel, Ø 125 mm, fastened by means of screw-thread spindle	
	Casing tubes are supplied in three (standard) diameters: - 90 mm (90x76 mm) - 125 mm (125x108 mm) - 160 mm (160x140 mm)		25.16	Synthetic casing tubes and accessories, Ø 160 mm:	
25.09	Synthetic casing tubes and accessories, Ø 90 mm:		25.16.31.10	Casing tube, synthetic (ABS) with steel screw thread sockets, Ø 160x140 mm, length 1 m, left hand, coarse round screw thread. Screw thread closes in 2.25 turns and an o-ring seals it for fine sand, weight 10.2 kg	
25.09.31.10	Casing tube, synthetic(ABS) with steel screw thread sockets, Ø 90x76 mm, length 1 m, left hand, coarse round screw thread. Screw thread closes in 2.25 turns and an o-ring seals it for fine sand, weight 4.1 kg		25.16.31.51	Thread protector, synthetic (ABS), for casing tube 160 mm, for left hand, coarse, round inside screw thread	
25.09.31.51	Thread protector, synthetic (ABS), for casing tube 90 mm, for left hand, coarse, round inside screw thread		25.16.31.52	Thread protector, synthetic (ABS), for casing tube 160 mm, for left hand, coarse, round outside screw thread	
25.09.31.52	Thread protector, synthetic (ABS), for casing tube 90 mm, for left hand, coarse, round outside screw thread		25.16.31.55	Casing shoe, steel, for casing tube 160 mm, with left hand, coarse, round outside screw thread, length 10 cm, with welded notches	
25.09.31.54	Casing shoe, steel, for casing tube 90 mm, with left hand, coarse round screw thread, length 10 cm,				



PARTS LIST

Art.no.	Description	Qty. in set	Art.no.	Description	Qty. in set
25.16.31.56	Casing head, steel, for casing tube 160 mm, with left hand, coarse, round inside screw thread				
25.16.31.57	Lifting cap, steel, for casing tube 160 mm, with left hand, coarse, round inside screw thread, incl. swivel eye				
25.16.00.53	Sealing ring, polyurethane, for casing tube Ø 160 mm				
15.05.46	Casing tube clamp, steel, Ø 160 mm, extra heavy design, with 2 swiveling arms for shaking the casing tube and 2 swiveling bars for clamping				